

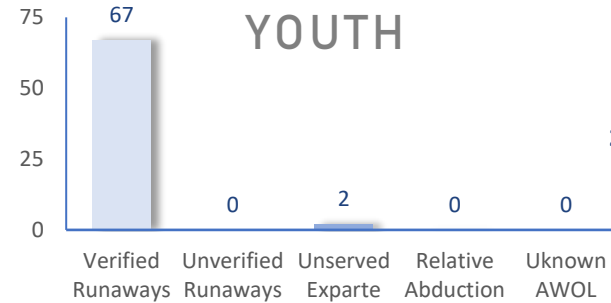
The following statistics show the status and demographics of absent Kansas foster youth and track DCF's successful recovery efforts.

RECOVERED YOUTH

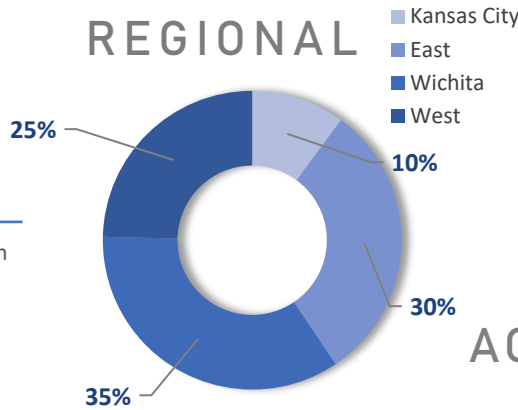


*A youth may be recovered more than once per month.

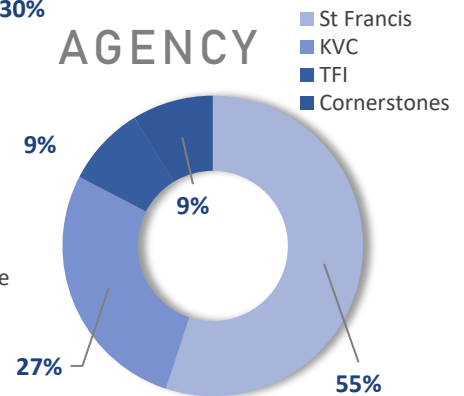
CURRENT AWOL YOUTH



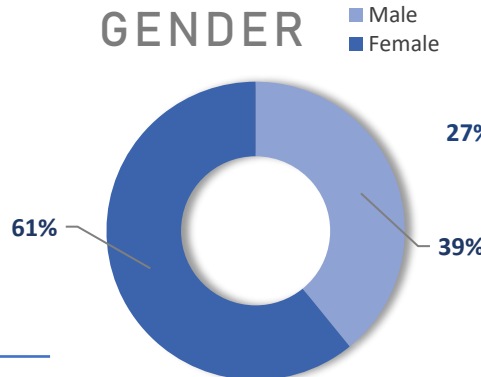
REGIONAL



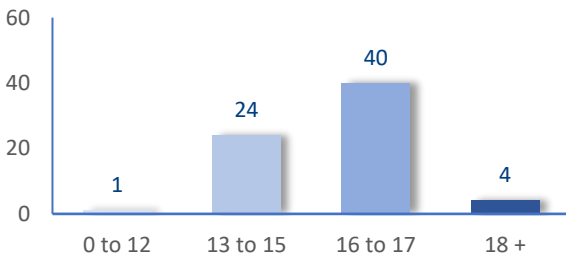
AGENCY



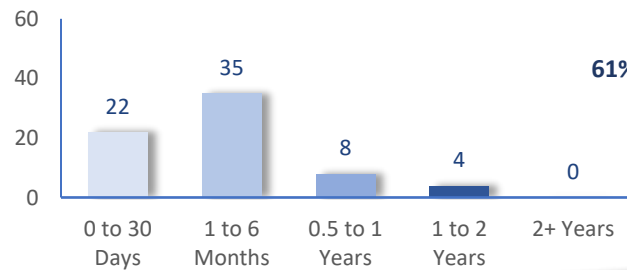
GENDER



AGE



TIME



DAILY AWOL YOUTH

2023

April		May		June		July	
DATE	# AWOL	DATE	# AWOL	DATE	# AWOL	DATE	# AWOL
3	51	1	50	1	73	3	70
4	54	2	55	2	72	5	73
5	54	3	56	5	75	6	73
6	54	4	57	6	76	7	69
7	52	5	58	7	71	10	72
10	53	8	60	8	72	11	73
11	53	9	62	9	70	12	73
12	54	10	59	12	74	13	75
13	57	11	59	13	72	14	69
14	58	12	59	14	75	17	70
17	59	15	63	15	70	18	73
18	58	16	65	16	66	19	73
19	55	17	66	17	69	20	73
20	50	18	68	19	70	21	71
21	46	19	65	20	70	24	72
24	47	22	67	21	70	25	74
25	49	23	68	22	69	26	72
26	51	24	68	23	68	27	71
27	51	25	67	26	67	28	70
28	50	26	69	27	68	31	69
		30	65	28	67		
		31	69	29	68		
				30	67		